



As part of our diverse product family, Rockport specializes in the manufacture and reconditioning of typical core saw cut-off blades along with our specialized Rockport Drum Cutter blades. We have specially trained personnel dedicated to the proper processing of zero set angle, narrow kerf circular knives. We offer rapid turnaround and high quality backed by unequaled customer service. The standard blades shown are readily available with most carried in stock. Custom or special blades will be reviewed and quoted separately.

"MM" Core Saw Blades




120 Tooth.

Coarse, rapid cutting blade better suited for heavy wall cores of 1/4" +.



170 Tooth.

Good all around blade for general cut-off applications.



200 Tooth.


Fine tooth blade for more precise, smooth cutting.

Rockport Drum Cutter Blades




120 Tooth Standard.

For general purpose cutting of paper tubes with up to a 1/8" wall.



120 Tooth Modified.

Designed for cutting heavier wall tubes where the wall is over 1/16".



192 Tooth Standard.

For fine cutting of thin wall cores ($\leq 1/16$ " wall) providing the smoothest cut.

Rockport Machine Company.

Manufacturer of engineered products for the paper converting industry.